

Enercept® kW/kWh Transducers (4-20mA or Pulse Output)

Integral Submetering Solution
Eliminates the Need for
Separate Enclosures



DESCRIPTION

The **Enercept H804x and H805x Series** kW (real power)/kWh (consumption) transducers combine processing electronics and industrial grade CTs in an easy-to-install split-core package. These devices continuously measure voltage and current values for the monitored conductors and update calculations to provide highly accurate true RMS power readings. Models designed for balanced loads include one CT only, while models for unbalanced loads have three CTs.

The unique design of the H804x/H805x Series transducers reduces the number of installed components, making them ideal for monitoring electrical power in commercial and industrial facilities. The H804x provides industry-standard 4-20mA output, and the H805x provides a pulse output.

Installation is simple. The H804x/H805x eliminates the need to mount and wire a transducer and enclosure. CTs and voltage leads are color-matched, and the meters are designed to detect and automatically compensate for phase reversal. No more worries about CT load orientation.

APPLICATIONS

- Optimize chillers, pumps & cooling towers
- Energy management & performance contracting
- Control processes
- Activity-based costing in commercial and industrial facilities
- Monitor real-time power
- Load shedding

SPECIFICATIONS



<i>Inputs:</i>	
Voltage Input	208/240 or 480VAC, 50/60 Hz RMS ^{1 2 3}
Current Input	Up to 2400A continuous per phase ^{2 3}
<i>Accuracy:</i>	
System Accuracy	±1% of reading from 10% to 100% of the rated current of the CTs, accomplished by matching the CTs with electronics and calibrating them as a system
<i>Outputs:</i>	
H804x	
Output	4-20mA
Supply Power (current loop)	9-30VDC, 30mA max.
H805x	
Pulsed Output	Field selectable; 1, 0.5, 0.25, 0.1kWh/pulse ⁴
Pulsed Output Type	Normally Open, Opto-FET, 100mA@24VDC
<i>Environmental:</i>	
Operating Temperature Range	0° to 60°C (32° F to 140°F), 50°C (122°F) for 2400A
Humidity Range	0 - 95% noncondensing
Agency Approvals	UL508

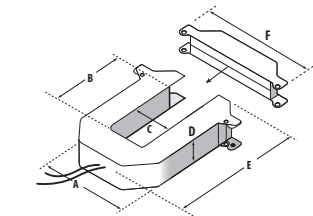
¹ Do not install on the line or load side of a VFD unit, or on any other equipment generating harmonics. For line side applications, use the ESx Series meters.

² Contact factory to interface with voltages above 480VAC or current above 2400 Amps.

³ Do not apply 600V Class current transformers to circuits having a phase-to-phase voltage greater than 600V, unless adequate additional insulation is applied between the primary conductor and the current transformers. Veris assumes no responsibility for damage of equipment or personal injury caused by products operated on circuits above their published ratings.

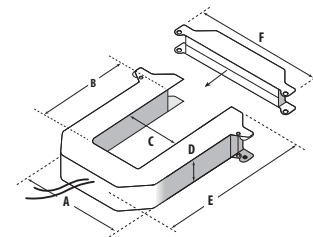
⁴ Count must be multiplied by the number of phases when using single CT models to monitor balanced multiphase systems.

DIMENSIONAL DRAWINGS



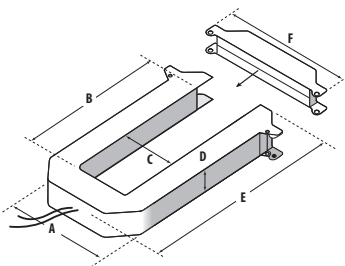
SMALL 100/300 Amp

A =	3.8"	(96 mm)
B =	1.2"	(30 mm)
C =	1.3"	(31 mm)
D =	1.2"	(30 mm)
E =	4.0"	(100 mm)
F =	4.8"	(121 mm)



MEDIUM 400/800 Amp

A =	4.9"	(125 mm)
B =	2.9"	(73 mm)
C =	2.5"	(62 mm)
D =	1.2"	(30 mm)
E =	5.2"	(132 mm)
F =	6.0"	(151 mm)



LARGE 800/1600/2400 Amp

A =	4.9"	(125 mm)
B =	5.5"	(139 mm)
C =	2.5"	(62 mm)
D =	1.2"	(30 mm)
E =	7.9"	(201 mm)
F =	6.0"	(151 mm)



ORDERING INFORMATION

4-20 mA Output Power Transducers

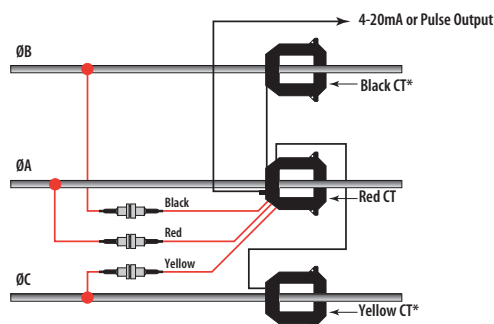
Single CT Models for Use with Balanced 3Ø Loads

Three CT Models for Use with Unbalanced 3Ø Loads

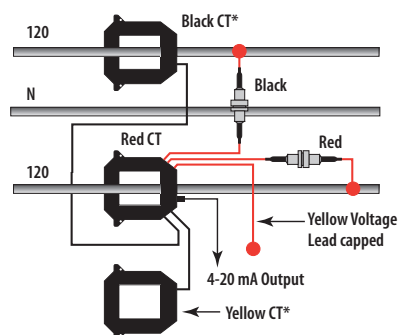
MODEL	VOLTAGE	MAX. AMPS	OUTPUT	CT SIZE	CT TYPE
H8041-0100-2	208/240	100	4-20mA	SMALL	Single CT Model
H8041-0300-2		300		SMALL	
H8041-0400-3		400		MEDIUM	
H8041-0800-3		800		MEDIUM	
H8041-0800-4		800		LARGE	
H8041-1600-4		1600		LARGE	
H8041-2400-4		2400		LARGE	
H8042-0100-2	480	100	4-20mA	SMALL	Single CT Model
H8042-0300-2		300		SMALL	
H8042-0400-3		400		MEDIUM	
H8042-0800-3		800		MEDIUM	
H8042-0800-4		800		LARGE	
H8042-1600-4		1600		LARGE	
H8042-2400-4		2400		LARGE	
H8043-0100-2	208/240	100	4-20mA	SMALL	Three CT Model
H8043-0300-2		300		SMALL	
H8043-0400-3		400		MEDIUM	
H8043-0800-3		800		MEDIUM	
H8043-0800-4		800		LARGE	
H8043-1600-4		1600		LARGE	
H8043-2400-4		2400		LARGE	
H8044-0100-2	480	100	4-20mA	SMALL	Three CT Model
H8044-0300-2		300		SMALL	
H8044-0400-3		400		MEDIUM	
H8044-0800-3		800		MEDIUM	
H8044-0800-4		800		LARGE	
H8044-1600-4		1600		LARGE	
H8044-2400-4		2400		LARGE	

APPLICATION/WIRING EXAMPLES

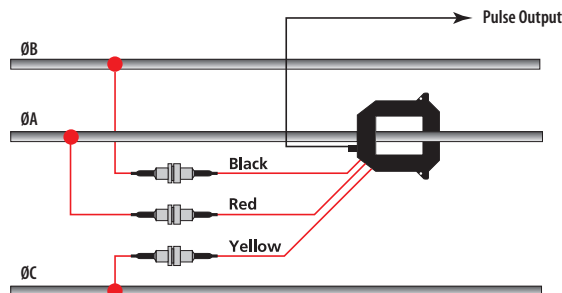
H804x/H805x 208 or 480VAC 3Ø, 3/4 Wire



H804x 240VAC 1Ø, 3-Wire



H805x 208 or 480VAC 3Ø, 3/4-Wire



Pulse Output Power Transducers

Single CT Models for Use with Balanced 3Ø Loads

Three CT Models for Use with Unbalanced 3Ø Loads

MODEL	VOLTAGE	MAX. AMPS	OUTPUT	CT SIZE	CT TYPE
H8051-0100-2	208/480	100	Pulse	SMALL	Single CT Model
H8051-0300-2		300		SMALL	
H8051-0400-3		400		MEDIUM	
H8051-0800-3		800		MEDIUM	
H8051-0800-4		800		LARGE	
H8051-1600-4		1600		LARGE	
H8051-2400-4		2400		LARGE	
H8053-0100-2	208/480	100	Pulse	SMALL	Three CT Model
H8053-0300-2		300		SMALL	
H8053-0400-3		400		MEDIUM	
H8053-0800-3		800		MEDIUM	
H8053-0800-4		800		LARGE	
H8053-1600-4		1600		LARGE	
H8053-2400-4		2400		LARGE	

ACCESSORIES

CT Mounting brackets (AH06)

