

AL, BL, CL & H681X-A SERIES

Split-core and Solid-core Designs for Flexibility



Easy installation

Unique hinge design on split cores

UL Recognized

UL Recognized

5 Amps standard

5 Amp standard output... compatible with existing systems

Veris' split-core and solid-core current transformers provide a 0 to 5A AC output for use with transducers, data loggers, and chart recorders.

APPLICATIONS

- Data logging
- Recording
- Power monitoring
- Energy management
- Alternative energy monitoring
- Cost allocation

SPECIFICATIONS

Solid-core

INPUTS	
Frequency Range	50 to 400 Hz
Leads	2 ft (0.6 m)
ACCURACY	
Accuracy	Specified at 60 Hz (see Ordering Information)
OUTPUTS	
Output at Rated Current	5 A
MECHANICAL	
Insulation	600 Vac (basic)
ENVIRONMENTAL	
Operating Temp Range	-30 to 55 °C (-22 to 131 °F)
Storage Temp Range	-30 to 105 °C (-22 to 221 °F)
Mounting Location	Not suitable for wet locations. For indoor use only.
WARRANTY	
Limited Warranty	1 year
AGENCY APPROVALS	
Agency Approvals	ANSI/IEEE C57.13, "Standard Requirements for Instrument Transformers," IEEE C57.13.2, "IEEE Standard Conformance Test Procedures for Instrument Transformers," and cURus.



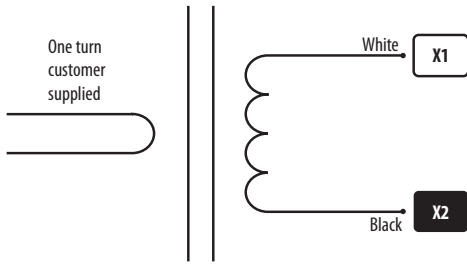
SPECIFICATIONS

Split-core

INPUTS	
Frequency Range	50/60 Hz
Leads	6 ft (1.8 m)
ACCURACY	
Accuracy	±1% of reading from 10% to 100% of rated current
OUTPUTS	
Output at Rated Current	5 A
MECHANICAL	
Insulation	600 Vac (basic)
ENVIRONMENTAL	
Installation Category	Category III, Pollution Degree 2
Operating Temp Range	2400A models only: -15 to 50 °C (5 to 122 °F); All other models: -15 to 60 °C (5 to 140 °F)
Storage Temp Range	-40 to 70 °C (-40 to 158 °F)
Humidity Range	0 to 95% non-condensing
Mounting Location	Not suitable for wet locations. For indoor use only.
WARRANTY	
Limited Warranty	5 years
AGENCY APPROVALS	
Agency Approvals	UL61010-1, IEC 61010-1, EN 61010-1



WIRING EXAMPLE



ORDERING INFORMATION

Solid-core

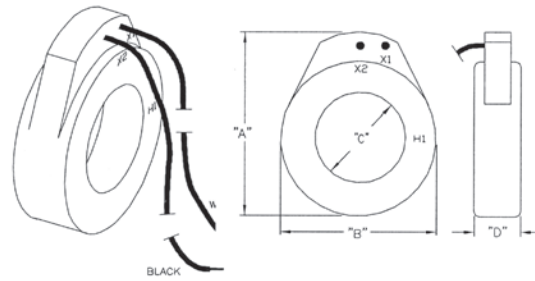
MODEL	RATIO	ACCURACY AT 60 Hz	BURDEN CAPACITY IN VA	
AL500	50:5	3%	2.0	
AL101	100:5		2.0	
AL151	150:5		4.0	
AL201	200:5		4.0	
AL251	250:5		6.0	
AL301	300:5		8.0	
AL401	400:5		10.0	
BL501	500:5		1%	12.5
BL601	600:5			15.0
BL801	800:5			8.0
BL102	1000:5			10.0
BL122	1200:5			12.5
CL122	1200:5	10.0		
CL152	1500:5	12.5		
CL162	1600:5	12.5		
CL202	2000:5	15.0		

Split-core

MODEL	RATIO	ACCURACY FROM 10% TO 100% OF MAX LOAD	BURDEN CAPACITY IN VA
H6810-200A-5A	200:5	1%	2.5
H6810-300A-5A	300:5		2.5
H6811-400A-5A	400:5		5.0
H6811-600A-5A	600:5		5.0
H6811-800A-5A	800:5		12.5
H6812-800A-5A	800:5		5.0
H6812-1000A-5A	1000:5		22.5
H6812-1200A-5A	1200:5		22.5
H6812-1600A-5A	1600:5		22.5
H6812-2000A-5A	2000:5		22.5
H6812-2400A-5A	2400:5		22.5

AL/BL/CL SOLID-CORE

Dimensional Drawings



AL/SMALL

50 Amp, 100 Amp, 150 Amp, 200 Amp, 250 Amp, 300 Amp, 400 Amp
 A = 2.7" (70 mm)
 B = 2.5" (63 mm)
 C = 1.1" (26 mm)
 D = 1.1" (26 mm)

BL/MEDIUM

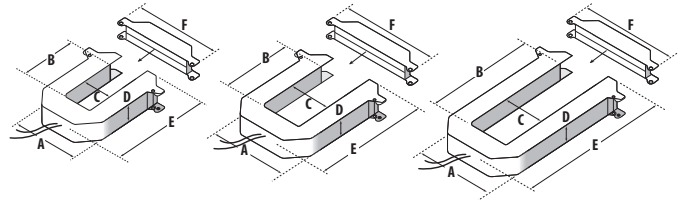
500 Amp, 600 Amp, 800 Amp, 1000 Amp, 1200 Amp
 A = 3.7" (90 mm)
 B = 3.4" (88 mm)
 C = 2" (52 mm)
 D = 1.1" (26 mm)

CL/LARGE

1200 Amp, 1500 Amp, 1600 Amp, 2000 Amp
 A = 4.9" (124 mm)
 B = 4.5" (115 mm)
 C = 3" (76 mm)
 D = 1.1" (26 mm)

H681X-5A SPLIT-CORE

Dimensional Drawings



H6810/SMALL

200 Amp, 300 Amp
 A = 3.8" (96 mm)
 B = 1.2" (30 mm)
 C = 1.3" (32 mm)
 D = 1.2" (30 mm)
 E = 4.0" (100 mm)
 F = 4.8" (121 mm)

H6811/MEDIUM

400 Amp, 600 Amp, 800 Amp
 A = 4.9" (125 mm)
 B = 2.9" (73 mm)
 C = 2.5" (62 mm)
 D = 1.2" (30 mm)
 E = 5.2" (132 mm)
 F = 6.0" (151 mm)

H6812/LARGE

800 Amp, 1000 Amp, 1200 Amp, 1600 Amp, 2000 Amp, 2400 Amp
 A = 4.9" (125 mm)
 B = 5.5" (139 mm)
 C = 2.5" (62 mm)
 D = 1.2" (30 mm)
 E = 7.9" (201 mm)
 F = 6.0" (151 mm)