


Current Transformer Models A & B

Window Diameter 1.05", 2.06"



1



Model BT

Model AL

APPLICATION:

With ammeters, energy management systems, and instrumentation.

FREQUENCY:

50-400 Hz.

INSULATION LEVEL:

600 Volts, 10 kV BIL full wave.

RATING FACTOR:

1.0 @ 30°C amb.

Fast on connectors are standard 1/4"
Terminals are 8-32 studs.

Flexible leads are UL 1015,
105°C., CSA approved.
#16 AWG, 24" long.

Approximate weights:

Model A - 0.5 lb.

Model B - 0.6 lb.

Model A

CATALOG NUMBER	CURRENT RATIO	ACCURACY AT 60Hz	BURDEN VA at 60 Hz
A*-500	50:5	±3%	1.5
A*-600	60:5	±3%	2.0
A*-750	75:5	±2%	2.0
A*-800	80:5	±2%	2.0
A*-101	100:5	±1%	2.0
A*-121	120:5	±1%	2.5
A*-1250	125:5	±1%	2.5
A*-151	150:5	±1%	4.0
A*-201	200:5	±1%	4.0
A*-251	250:5	±1%	6.0
A*-301	300:5	±1%	8.0
A*-401	400:5	±1%	10.0

Model B

CATALOG NUMBER	CURRENT RATIO	ACCURACY AT 60 Hz	BURDEN VA at 60 Hz
B*-500	50:5	±3%	0.5
B*-750	75:5	±1%	0.5
B*-101	100:5	±1%	1.0
B*-151	150:5	±1%	2.5
B*-201	200:5	±1%	4.0
B*-251	250:5	±1%	6.0
B*-301	300:5	±1%	7.5
B*-401	400:5	±1%	10.0
B*-501	500:5	±1%	12.5
B*-601	600:5	±1%	15.0
B*-751	750:5	±1%	7.0
B*-801	800:5	±1%	8.0
B*-102	1000:5	±1%	10.0
B*-122	1200:5	±1%	12.5

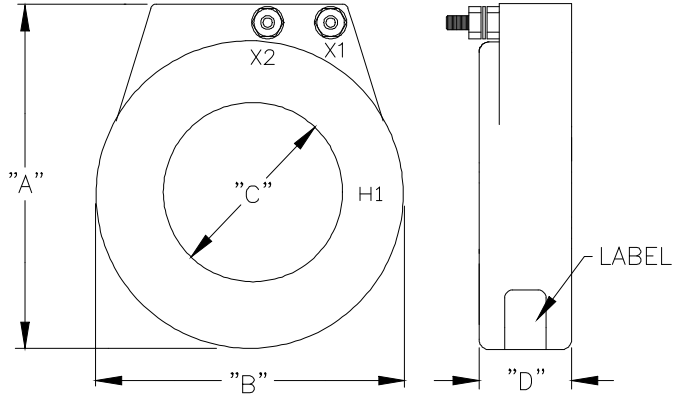
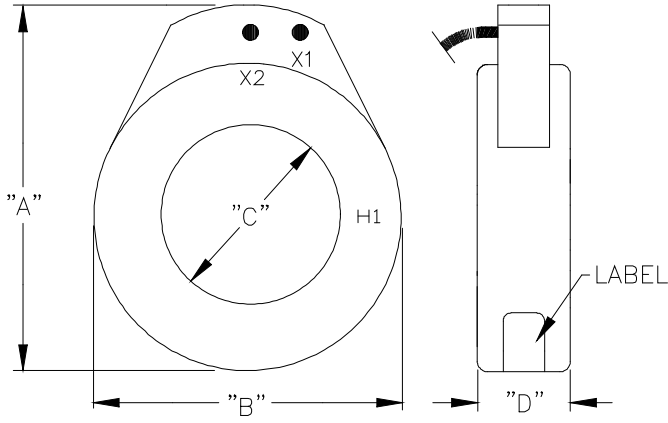
*Note: Specify "F" for fast-ons or "T" for terminals or "L" for leads.

Model A, B

Model AL, BL

Model BT

1



MODEL AL	MODEL BL	MODEL BT
A: 2.74	A: 3.74	A: 3.88
B: 2.47 DIA.	B: 3.43 DIA.	B: 3.43 DIA.
C: 1.05 DIA.	C: 2.06 DIA.	C: 2.06 DIA.
D: 1.05	D: 1.10	D: 1.10